

# Huawei WeLink Meeting Solution



# Huawei WeLink Meeting Solution introduction

Huawei WeLink, a smart work platform that supports Huawei's global workforce of 190,000 employees and hundreds of thousands of partners, to government and enterprise customers.

WeLink can realize the smart office of AnyTime, AnyWhere, AnyDevice, and AnyBody, helping users to work collaboratively through mobile phones, computers and other devices anytime, anywhere, It provide Secure, efficient, and stable communications.

The epidemic may be dangerous or even an opportunity. According to experience in China, once people cannot go out, the network data service and voice service will increase greatly, and we may communicate more frequently than before.

During the epidemic, in order to reduce face-to-face communication between people and reduce the possibility of disease transmission, **Huawei WeLink will provide free video conference services for Clients.**

# How can customers join the Huawei Welink Meeting? --by Browser

1. Huawei employees will send you a meeting via email, You just need to click "Join (External) >>"

2. You will be redirected to a web page. Click "Click here", and then click "Join from Your Browser".

Topic  
[WeLink Meeting] OCI & Huawei Flybox Meeting

Time  
2020-03-23 17:30-20:30 ((UTC 00:00)Dakar)

---

Join Conference

[Join \(Host\) >>](#)

[Join \(Internal\) >>](#)

[Join \(External\) >>](#)

---

Meeting ID

385 405 060



Launching...

Please click Open Zoom Meetings if you see the system dialog.

If nothing prompts from browser <sup>1</sup> [click here](#) to launch the meeting, or download & run Zoom.

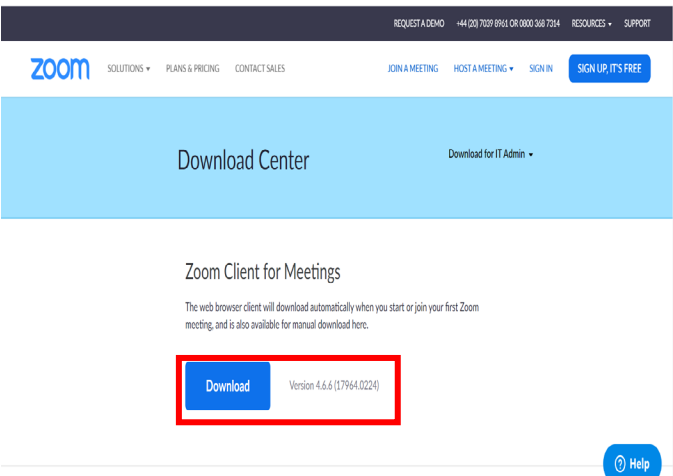
If you cannot download or run the application, [join from your browser.](#) <sup>2</sup>



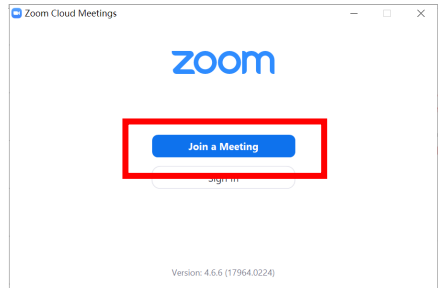
# How can customers join the Huawei Welink Meeting? --by PC

After an video conference is scheduled by Huawei Staff, customer can click the link of the external participant in the email notification or enter the conference ID to join the conference:

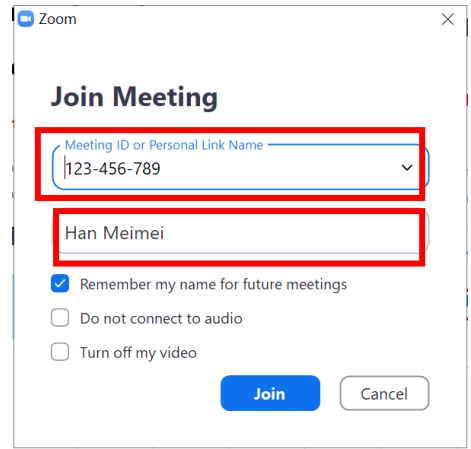
- 1. Access from the browser: <https://www.zoom.us/download>
- 2. Click Download to download the Zoom client and install the client.



- 2. Open the Zoom client.  
Click Joining a conference Button



- 3. Input ID of the conference shared by mail of Huawei Staff.  
Click Joining a conference.

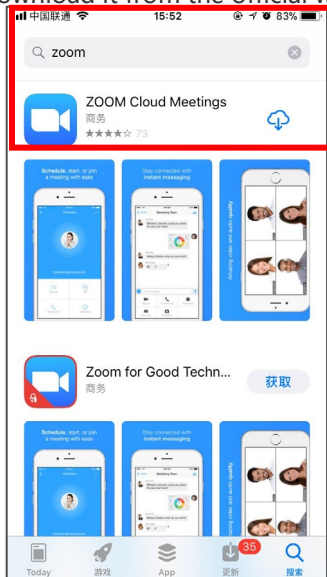


# How can customers join the Huawei Welink Meeting? --by Phone

Customer can easily join the Welink Meeting with conference ID which is sent by mail of Huawei Staff. This page is an iOS operation page. The method of joining a conference on Android is the same as that on iOS.

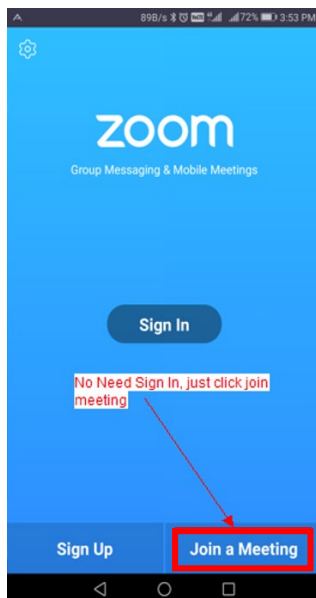
1. Open the App Store.

Search for "Zoom" and download and install it. (For Android devices, download it from the official website.)



2. Open the Zoom app.

Click Join Conference in the lower right corner. **No need Sign in**



3. Enter the conference ID.

Click Join to join the conference.

